

■ Ku-band PLL LNB - Internal Reference (L.O. Stability: ±10 ppm) -

MODEL No. **NJR2835H/36H/37H/39H** series

< Features >

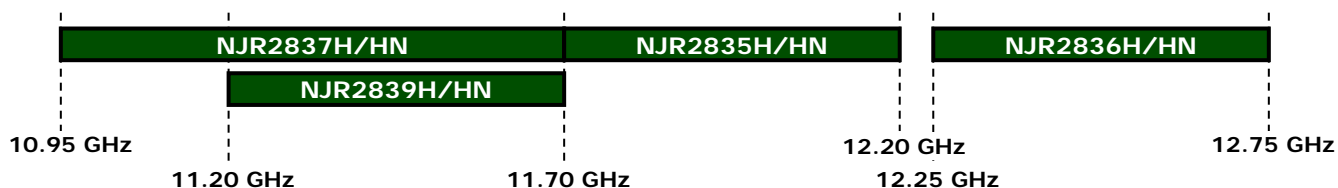
- * **Low Noise Figure**
 - Noise Figure: 0.8 dB
- * **Low DC Current Drain**
 - DC Current Drain: 200 mA
- * **Small Size & Light Weight**
 - Weight: 260 g
- * **RoHS Compliance**



< Line-Up >

Model No.	RF Frequency	Local Frequency	IF Frequency	Local Stability [-40 to +60 °C]	IF Connector	Power Supply
NJR2837H	10.95 to 11.70GHz	10.00 GHz	950 to 1,700 MHz	+/- 10 ppm	F-type	+24 VDC (+12 to +24 VDC)
NJR2837HN					N-type	
NJR2839H	11.20 to 11.70 GHz	10.25 GHz	950 to 1,450 MHz		F-type	
NJR2839HN					N-type	
NJR2835H	11.70 to 12.20 GHz	10.75 GHz			F-type	
NJR2835HN					N-type	
NJR2836H	12.25 to 12.75 GHz	11.30 GHz	F-type			
NJR2836HN			N-type			

Frequency Matrix



Ku-band PLL LNB - Internal Reference (L.O. Stability: ± 10 ppm) -

MODEL No. NJR2835H/36H/37H/39H series

< Specifications >

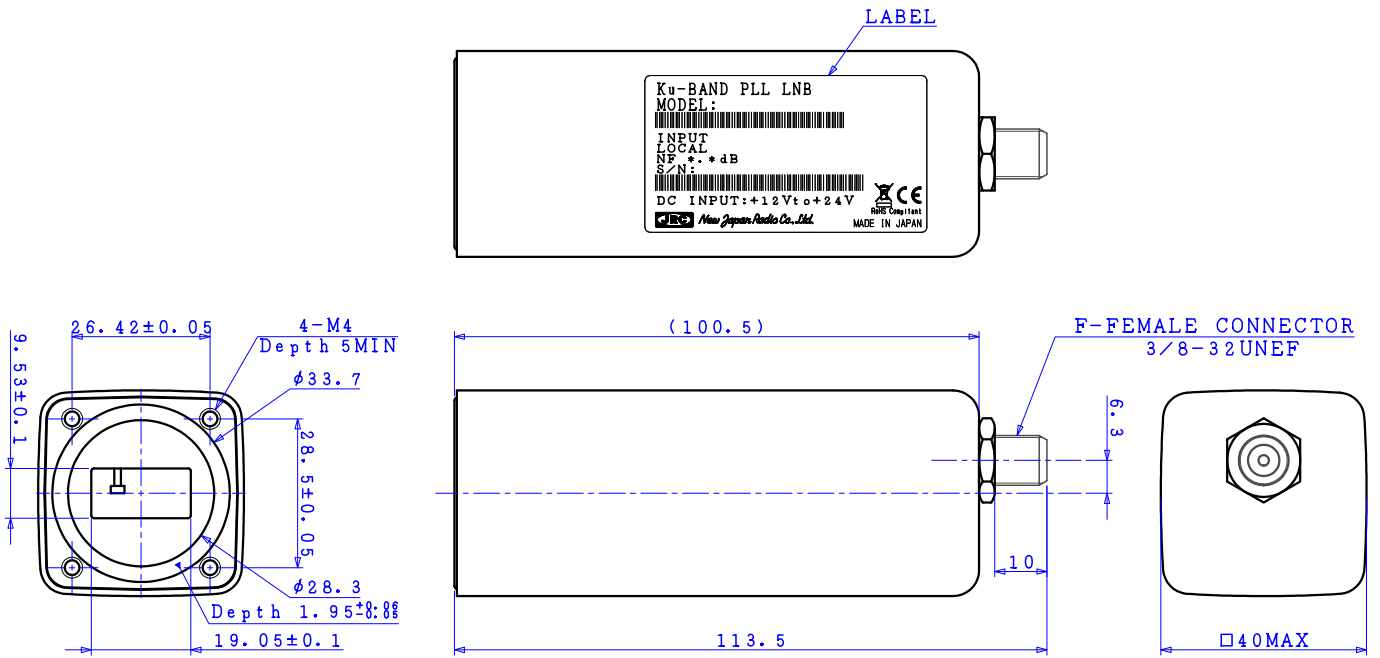
Item	Specifications
Input Interface	Waveguide, WR75 (with Groove)
Output Interface	N-type, female (50 ohm) [Model No.: NJR2835HN/36HN/37HN/39HN] F-type, female (75 ohm) [Model No.: NJR2835H/36H/37H/39H]
Noise Figure at +25 °C	0.8 dB typ., 1.0 dB max.
Linear Gain (Ta.: +25 °C)	60 dB typ., 55 dB min.
Local Stability	± 10 ppm (Ta.: -40 to +60 °C)
L.O. Phase Noise	-70 dBc/Hz typ. @ 100 Hz -80 dBc/Hz typ. @ 1 kHz
L.O. Leakage Level	-25 dBm max. at the IF Output Connector -60 dBm max. at the RF Input Flange
Spurious	a) -140 dBm max. at input, Fixed frequency spur, unrelated to test CW signal (Measured at specified IF band). b) -55 dBc max. with test CW signal -10 dBm IF output (Measured at specified IF band).
Input V.S.W.R.	2.5 : 1 typ.
Output V.S.W.R.	2.3 : 1 max.
Power Requirement	+24 VDC (+12 to +24 VDC)
Current Drain	200 mA max.
Temperature Range (ambient)	-40 to +60 °C (operating), -40 to +80 °C (storage)
Waterproof/Dustproof (IP Code)	IP 67
Dimension & Housing (without Interface Connectors)	100.5 mm (L) x 40 mm (W) x 40 mm (H) [3.96" (L) x 1.57" (W) x 1.57" (H)]
Weight	260 g [0.57 lbs]

■ Ku-band PLL LNB - Internal Reference (L.O. Stability: ±10 ppm) -

MODEL No. **NJR2835H/36H/37H/39H** series

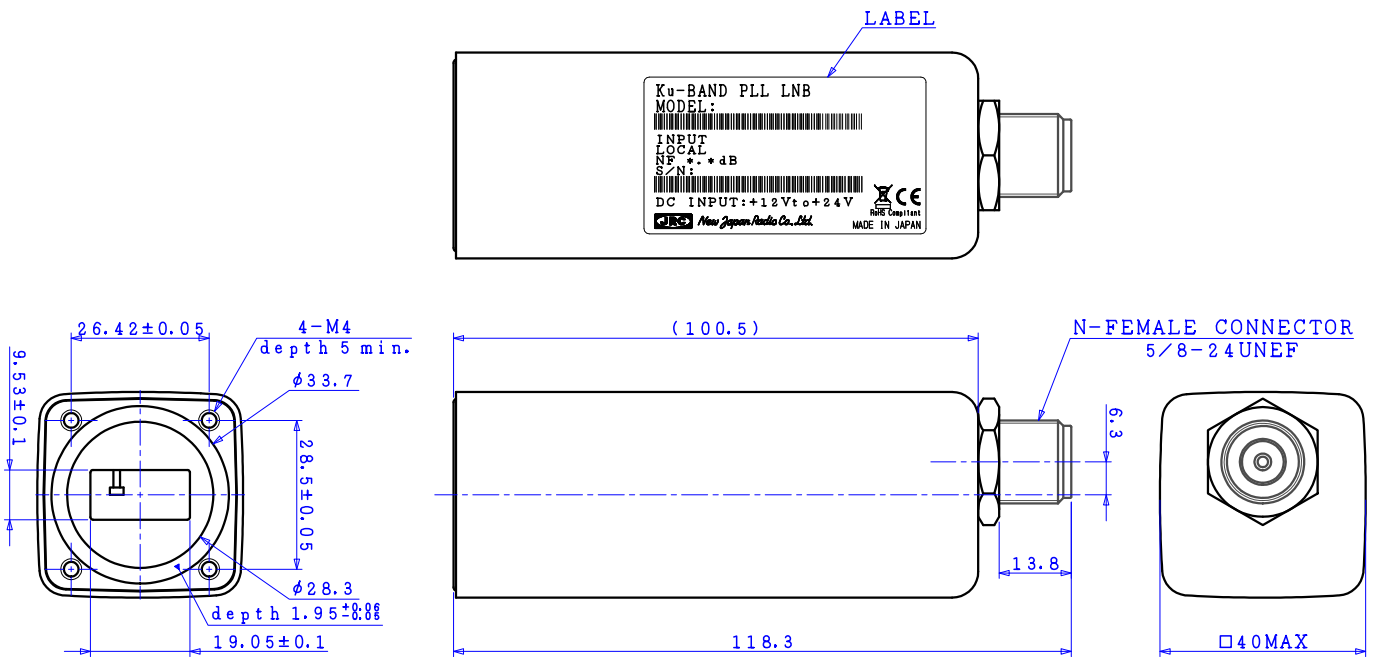
< **Outline Drawing** >

F-type, female Connector Model



UNIT: mm
Tolerance ±0.5

N-type, female Connector Model



UNIT: mm
Tolerance ±0.5

*Note: The contents of this sheet are subject to change without notice.

Rev.04(Mar. 2017) Ku PLL LNB (Int. Ref. 10ppm)_NJR2835H/36H/37H/39H